



Student Leadership Practices Inventory® 360

BY JAMES M. KOUZES & BARRY Z. POSNER

Individual Feedback Report

Individual Profile Sample Report | February 28, 2013



CONTENTS

The Five Practices of Exemplary Leadership® and the Student LPI 360 Report	1
The Five Practices Data Summary	2
The Five Practices Bar Graphs	3
Leadership Behaviors Ranking	4-5
Model the Way Data Summary	6
Model the Way Bar Graphs	7
Inspire a Shared Vision Data Summary	8
Inspire a Shared Vision Bar Graphs	9
Challenge the Process Data Summary	10
Challenge the Process Bar Graphs	11
Enable Others to Act Data Summary	12
Enable Others to Act Bar Graphs	13
Encourage the Heart Data Summary	14
Encourage the Heart Bar Graphs	15

The Five Practices of Exemplary Leadership®

Created by James M. Kouzes and Barry Z. Posner in the early 1980s and first identified in their internationally best-selling book, *The Leadership Challenge*, The Five Practices of Exemplary Leadership approaches leadership as a measurable, learnable, and teachable set of behaviors. After conducting hundreds of interviews and reviewing thousands of case studies about when people were at their personal best as leaders, there emerged five leadership practices common to making extraordinary things happen, which have subsequently been validated by over three million survey respondents around the globe. You can read more in depth about The Five Practices in *The Student Leadership Challenge* book. The Five Practices are:



The Student Leadership Practices Inventory 360 (Student LPI 360) instrument is an essential tool to help you gain perspective into how you see yourself as a leader, how others view you, and what actions you can take to improve your use of The Five Practices. Research continually documents that leadership and organizational effectiveness improve with the more frequent use of these leadership practices.

ABOUT YOUR Student LPI 360 REPORT

The Student LPI 360 measures the frequency of 30 specific leadership behaviors on a five-point scale, with six behavioral statements for each of The Five Practices. You and the Observers you selected rated how frequently you engage in each of these important behaviors associated with The Five Practices. The response scale is:






RESPONSE SCALE	1-Rarely or Seldom	2-Once in a While	3-Sometimes	4-Often	5-Very Frequently
-----------------------	--------------------	-------------------	-------------	---------	-------------------

In the following report pages, you'll see your Student LPI Self responses and your Observer responses. The Average Observer rating is an average of all your Student LPI Observer responses.

RATER RESPONSE RATE: You requested a total of **10** observers to rate you; of these, **8** have submitted an Observer survey as of report date and are included in your report results.

The Five Practices Data Summary

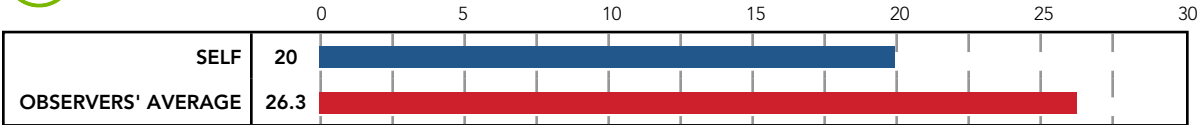
This page summarizes your Student LPI 360 responses for each leadership Practice. The Self column shows the total of your own responses to the six behavioral statements about each leadership Practice. The Observers' Average column shows the average of all of your Observers' total responses. The Individual Observers columns show the total of each Observer's six responses for the Practice. Total responses for each Practice can range from 6 to 30; which represents adding up the response score (ranging from 1-Rarely or Seldom to 5-Very Frequently) for each of the six behavioral statements related to that practice.

	SELF	OBSERVERS' AVERAGE	INDIVIDUAL OBSERVERS							
			O1	O2	O3	O4	O5	O6	O7	O8
 Model the Way	20	26.3	30	30	30	30	30	13	25	22
 Inspire a Shared Vision	21	26.3	30	30	30	30	30	14	25	21
 Challenge the Process	21	27.1	30	30	30	30	30	16	27	24
 Enable Others to Act	23	27.9	30	30	30	30	30	17	30	26
 Encourage the Heart	24	26.8	30	30	30	30	30	16	26	22

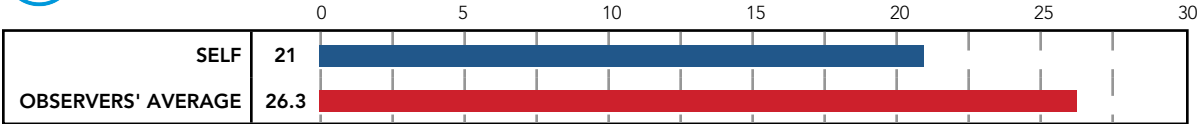
The Five Practices Bar Graphs

These bar graphs, one set for each leadership Practice, provide a graphic representation of the numerical data recorded on The Five Practices Data Summary pages. By leadership Practice, it shows the total response for Self and the average for all Observers. Total responses can range from 6 to 30; which represents adding up the response score (ranging from 1-Rarely or Seldom to 5-Very Frequently) for each of the six behavioral statements related to that Practice.

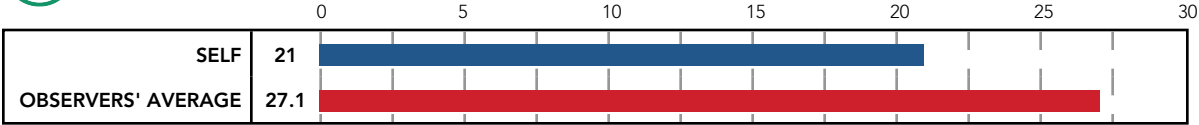
Model the Way



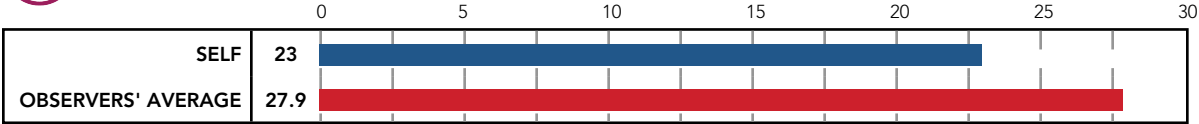
Inspire a Shared Vision



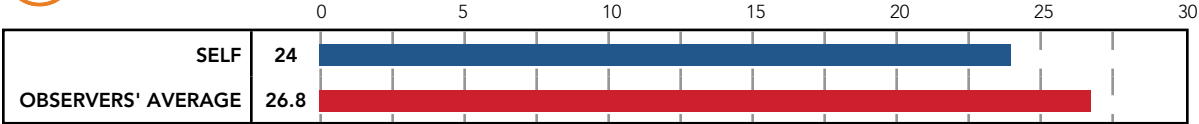
Challenge the Process



Enable Others to Act



Encourage the Heart



Leadership Behaviors Ranking

The following page shows the ranking, from most frequent to least frequent, of all 30 leadership behaviors based on the average of your Observers' responses. Horizontal lines separate the 10 most and the 10 least frequent behaviors from the middle 10. The response scale runs from 1-Rarely or Seldom to 5-Very Frequently. This information may be useful to you in deciding which Practices to focus on for improvement.

	LEADERSHP PRACTICE	SELF	OBSERVERS' AVERAGE
22. Paints "big picture" of group aspirations	Inspire	2	3.8 *
1. Sets personal example	Model	5	4.7

Student LPI behavior # and statement

Indicates the behavior is related to the Practice of Inspire a Shared Vision

Asterisk indicates difference between Observer's and Self rating was greater than 1.5

Indicates the behavior is related to the Practice of Model the Way

RESPONSE SCALE	1-Rarely or Seldom	2-Once in a While	3-Sometimes	4-Often	5-Very Frequently
----------------	--------------------	-------------------	-------------	---------	-------------------

Leadership Behaviors Ranking

This page shows the ranking from most frequent (top) to least frequent (bottom) of all 30 leadership behaviors based on the average Observers' score. An asterisk (*) indicates that the difference between Observers' and Self rating is greater than 1.5.

MOST FREQUENT		LEADERSHIP PRACTICE	SELF	OBSERVERS' AVERAGE
8.	Helps others take risks	Challenge	4	4.9
22.	Paints "big picture" of group aspirations	Inspire	3	4.9 *
14.	Treats others with respect	Enable	4	4.8
29.	Provides leadership opportunities	Enable	4	4.8
11.	Follows through on promises	Model	3	4.8 *
24.	Gives people choice about how to do their work	Enable	3	4.8 *
4.	Fosters cooperative relationships	Enable	4	4.6
19.	Supports decisions other people make	Enable	4	4.6
25.	Celebrates accomplishments	Encourage	4	4.6
10.	Encourages others	Encourage	4	4.5
15.	Provides support and appreciation	Encourage	4	4.5
28.	Takes initiative in experimenting	Challenge	4	4.5
13.	Searches outside organization for innovative ways to improve	Challenge	3	4.5
23.	Makes certain that goals, plans, and milestones are set	Challenge	3	4.5
2.	Looks ahead and communicates future	Inspire	4	4.4
3.	Develops skills and abilities	Challenge	4	4.4
5.	Praises people	Encourage	4	4.4
6.	Aligns others with principles and standards	Model	4	4.4
9.	Actively listens	Enable	4	4.4
20.	Publicly recognizes alignment with values	Encourage	4	4.4
30.	Creatively recognizes people	Encourage	4	4.4
18.	Asks "What can we learn?"	Challenge	3	4.4
21.	Builds consensus on values	Model	3	4.4
1.	Sets personal example	Model	4	4.3
7.	Describes ideal capabilities	Inspire	4	4.3
17.	Shows others how their interests can be realized	Inspire	4	4.3
12.	Talks about vision of the future	Inspire	3	4.3
16.	Gets feedback about actions	Model	3	4.3
26.	Talks about values and principles	Model	3	4.3
27.	Communicates purpose and meaning	Inspire	3	4.3

LEAST FREQUENT



Model the Way Data Summary

- Clarify values by finding your voice and affirming shared values
- Set the example by aligning actions with shared values

This page shows the responses for each of the six leadership behaviors related to this Practice. The Self column shows the responses you gave yourself for each behavior. The Observers' Average column shows the averages of the Observers' responses. The Individual Observers columns show each Observer's response for each behavioral statement. Responses range from 1-Rarely or Seldom to 5-Very Frequently.

	SELF	OBSERVERS' AVERAGE	INDIVIDUAL OBSERVERS							
			O1	O2	O3	O4	O5	O6	O7	O8
1. Sets a personal example of what he or she expects from other people	4	4.3	5	5	5	5	5	2	4	3
6. Spends time and energy making sure that people in our organization adhere to the principles and standards we have agreed on	4	4.4	5	5	5	5	5	2	4	4
11. Follows through on the promises and commitments he or she makes in this organization	3	4.8	5	5	5	5	5	3	5	5
16. Finds ways to get feedback about how his or her actions affect other people's performance	3	4.3	5	5	5	5	5	2	4	3
21. Builds consensus on an agreed-on set of values for our organization	3	4.4	5	5	5	5	5	2	4	4
26. Talks about the values and principles that guide his or her actions	3	4.3	5	5	5	5	5	2	4	3

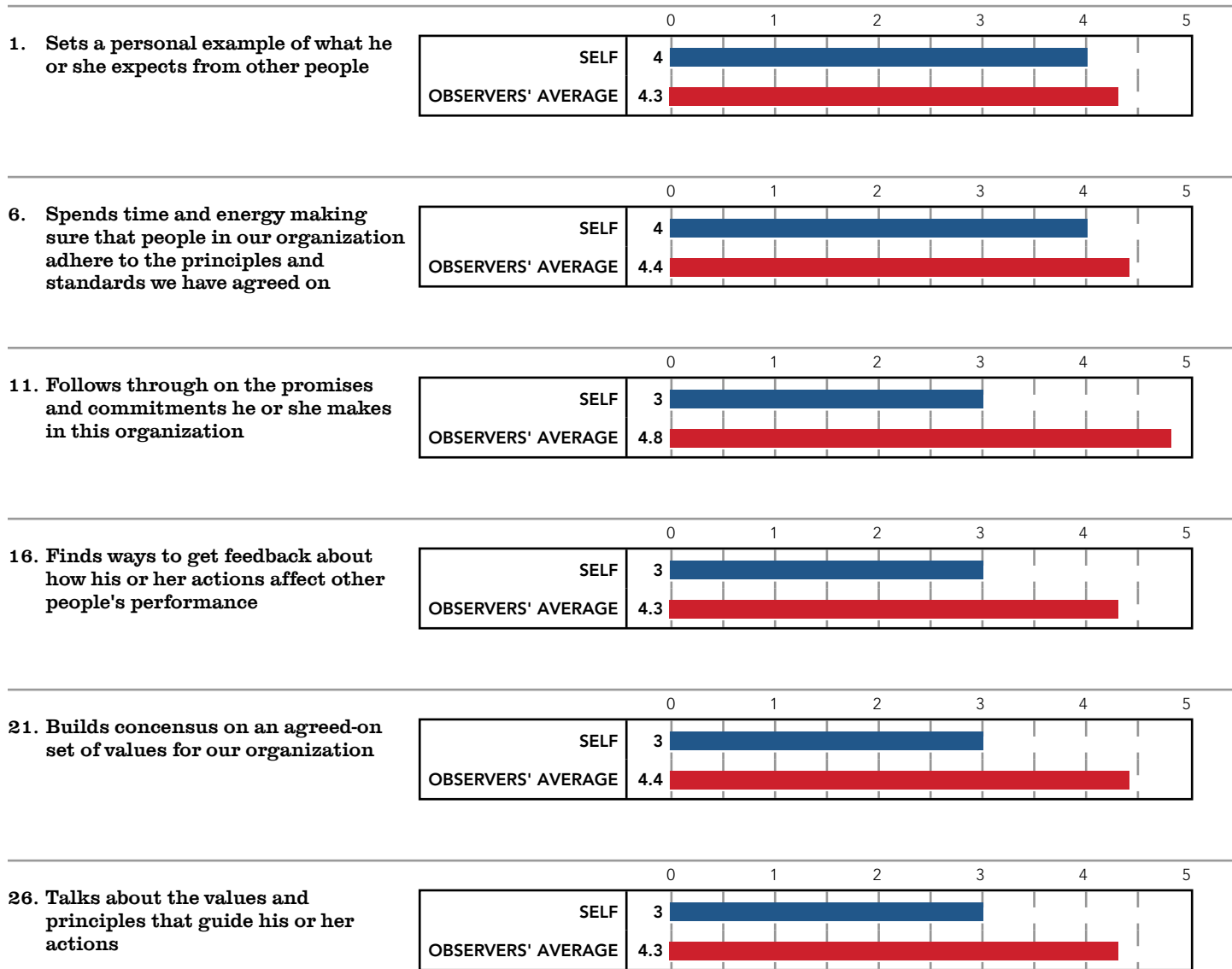
RESPONSE SCALE	1-Rarely or Seldom	2-Once in a While	3-Sometimes	4-Often	5-Very Frequently
-----------------------	--------------------	-------------------	-------------	---------	-------------------



Model the Way Bar Graphs

- Clarify values by finding your voice and affirming shared values
- Set the example by aligning actions with shared values

The set of bar graphs for each of the six leadership behaviors related to this Practice provides a graphic representation of your and your Observers' average responses for that behavior. Responses range from 1-Rarely or Seldom to 5-Very Frequently.



RESPONSE SCALE	1-Rarely or Seldom	2-Once in a While	3-Sometimes	4-Often	5-Very Frequently
-----------------------	--------------------	-------------------	-------------	---------	-------------------



Inspire a Shared Vision Data Summary

- Envision the future by imagining exciting and ennobling possibilities
- Enlist others in a common vision by appealing to shared aspirations

This page shows the responses for each of the six leadership behaviors related to this Practice. The Self column shows the responses you gave yourself for each behavior. The Observers' Average column shows the averages of the Observers' responses. The Individual Observers columns show each Observer's response for each behavioral statement. Responses range from 1-Rarely or Seldom to 5-Very Frequently.

	SELF	OBSERVERS' AVERAGE	INDIVIDUAL OBSERVERS							
			O1	O2	O3	O4	O5	O6	O7	O8
2. Looks ahead and communicates about what he or she believes will affect us in the future	4	4.4	5	5	5	5	5	2	4	4
7. Describes to others in our organization what we should be capable of accomplishing	4	4.3	5	5	5	5	5	2	4	3
12. Talks with others about sharing a vision of how much better the organization could be in the future	3	4.3	5	5	5	5	5	2	4	3
17. Talks with others about how their interests can be met by working toward a common goal	4	4.3	5	5	5	5	5	2	4	3
22. Is upbeat and positive when talking about what our organization aspires to accomplish	3	4.9	5	5	5	5	5	4	5	5
27. Speaks with conviction about the higher purpose and meaning of what we are doing	3	4.3	5	5	5	5	5	2	4	3

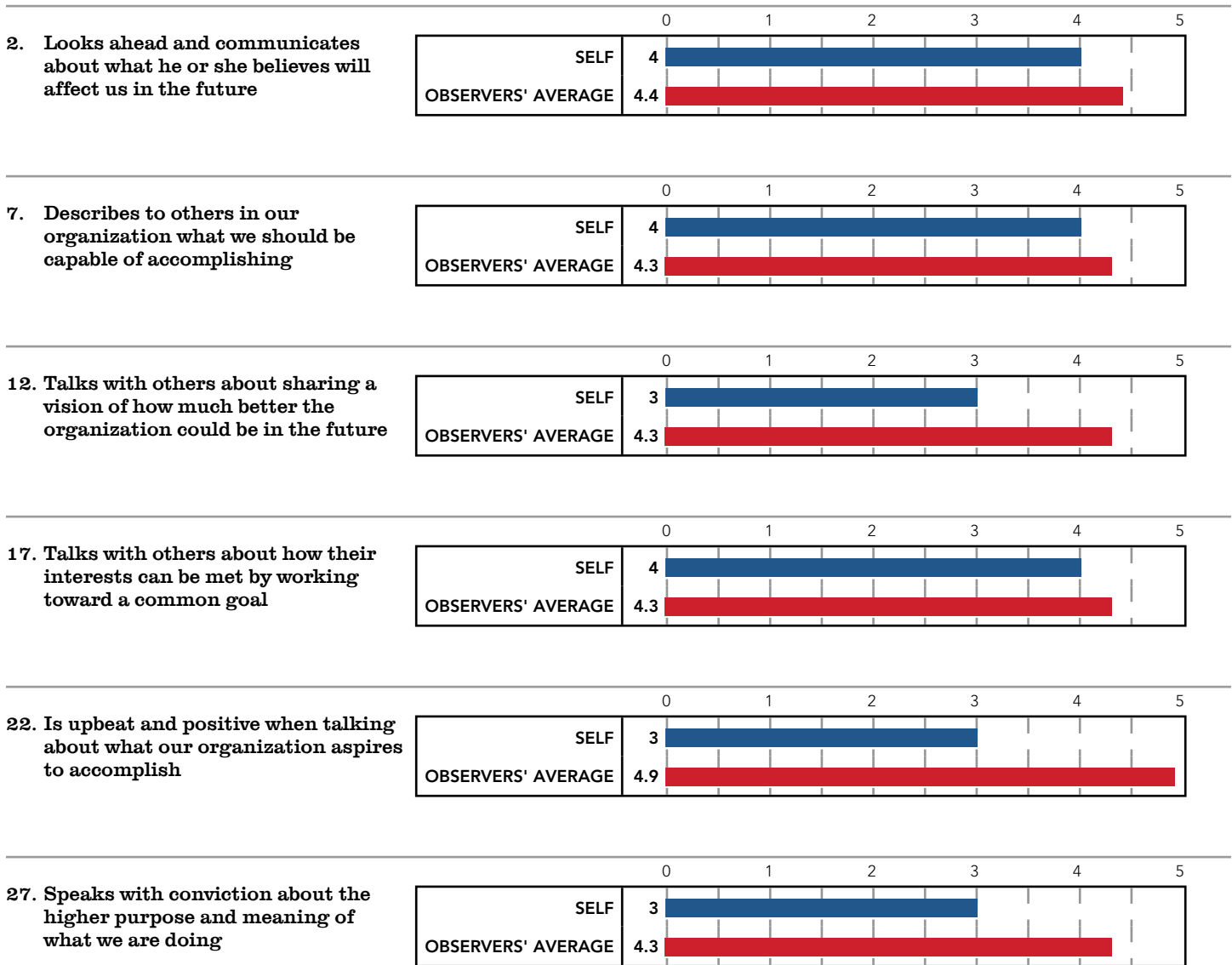
RESPONSE SCALE	1-Rarely or Seldom	2-Once in a While	3-Sometimes	4-Often	5-Very Frequently
-----------------------	--------------------	-------------------	-------------	---------	-------------------



Inspire a Shared Vision Bar Graphs

- Envision the future by imagining exciting and ennobling possibilities
- Enlist others in a common vision by appealing to shared aspirations

The set of bar graphs for each of the six leadership behaviors related to this Practice provides a graphic representation of your and your Observers' average responses for that behavior. Responses range from 1-Rarely or Seldom to 5-Very Frequently.



RESPONSE SCALE	1-Rarely or Seldom	2-Once in a While	3-Sometimes	4-Often	5-Very Frequently
----------------	--------------------	-------------------	-------------	---------	-------------------



Challenge the Process Data Summary

- Search for opportunities by seizing the initiative and by looking outward for innovative ways to improve
- Experiment and take risks by constantly generating small wins and learning from experience

This page shows the responses for each of the six leadership behaviors related to this Practice. The Self column shows the responses you gave yourself for each behavior. The Observers' Average column shows the averages of the Observers' responses. The Individual Observers columns show each Observer's response for each behavioral statement. Responses range from 1-Rarely or Seldom to 5-Very Frequently.

	SELF	OBSERVERS' AVERAGE	INDIVIDUAL OBSERVERS							
			O1	O2	O3	O4	O5	O6	O7	O8
3. Looks around for ways to develop and challenge his or her skills and abilities	4	4.4	5	5	5	5	5	2	4	4
8. Looks for ways that others can try out new ideas and methods	4	4.9	5	5	5	5	5	4	5	5
13. Keeps current on events and activities that might affect our organization	3	4.5	5	5	5	5	5	3	4	4
18. When things do not go as we expected, asks, "What can we learn from this experience?"	3	4.4	5	5	5	5	5	2	5	3
23. Makes sure that we set goals and make specific plans for the projects we undertake	3	4.5	5	5	5	5	5	2	5	4
28. Takes initiative in experimenting with the way we can do things in our organization	4	4.5	5	5	5	5	5	3	4	4

RESPONSE SCALE

1-Rarely or Seldom

2-Once in a While

3-Sometimes

4-Often

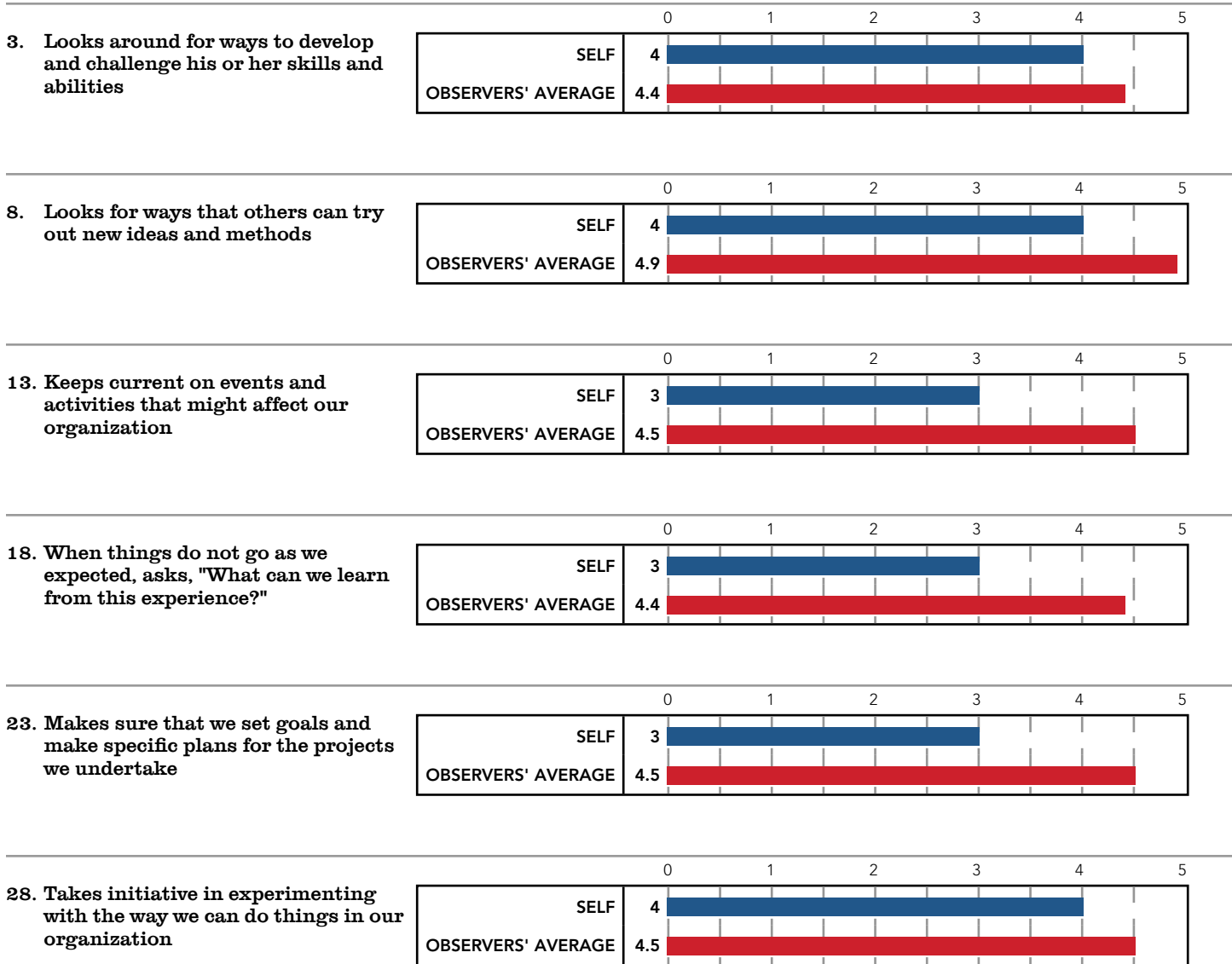
5-Very Frequently



Challenge the Process Bar Graphs

- Search for opportunities by seizing the initiative and by looking outward for innovative ways to improve
- Experiment and take risks by constantly generating small wins and learning from experience

The set of bar graphs for each of the six leadership behaviors related to this Practice provides a graphic representation of your and your Observers' average responses for that behavior. Responses range from 1-Rarely or Seldom to 5-Very Frequently.



RESPONSE SCALE	1-Rarely or Seldom	2-Once in a While	3-Sometimes	4-Often	5-Very Frequently
-----------------------	--------------------	-------------------	-------------	---------	-------------------



Enable Others to Act Data Summary

- Foster collaboration by building trust and facilitating relationships
- Strengthen others by increasing self-determination and developing competence

This page shows the responses for each of the six leadership behaviors related to this Practice. The Self column shows the responses you gave yourself for each behavior. The Observers' Average column shows the averages of the Observers' responses. The Individual Observers columns show each Observer's response for each behavioral statement. Responses range from 1-Rarely or Seldom to 5-Very Frequently.

	SELF	OBSERVERS' AVERAGE	INDIVIDUAL OBSERVERS							
			O1	O2	O3	O4	O5	O6	O7	O8
4. Fosters cooperative rather than competitive relationships among people he or she works with	4	4.6	5	5	5	5	5	2	5	5
9. Actively listens to diverse points of view	4	4.4	5	5	5	5	5	2	5	3
14. Treats others with dignity and respect	4	4.8	5	5	5	5	5	4	5	4
19. Supports the decisions that other people in our organization make on their own	4	4.6	5	5	5	5	5	3	5	4
24. Gives others a great deal of freedom and choice in deciding how to do their work	3	4.8	5	5	5	5	5	3	5	5
29. Provides opportunities for others to take on leadership responsibilities	4	4.8	5	5	5	5	5	3	5	5

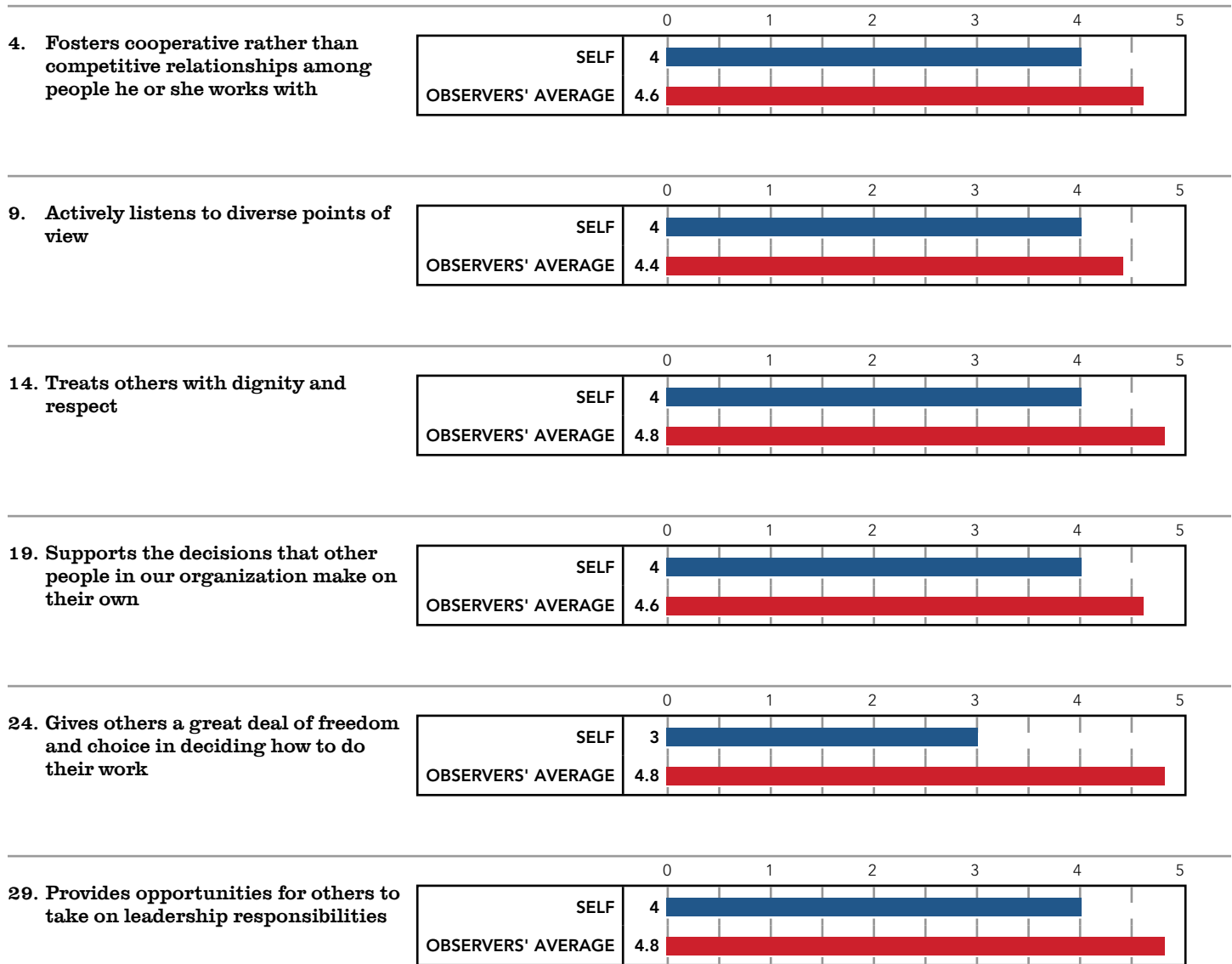
RESPONSE SCALE	1-Rarely or Seldom	2-Once in a While	3-Sometimes	4-Often	5-Very Frequently
-----------------------	--------------------	-------------------	-------------	---------	-------------------



Enable Others to Act Bar Graphs

- Foster collaboration by building trust and facilitating relationships
- Strengthen others by increasing self-determination and developing competence

The set of bar graphs for each of the six leadership behaviors related to this Practice provides a graphic representation of your and your Observers' average responses for that behavior. Responses range from 1-Rarely or Seldom to 5-Very Frequently.



RESPONSE SCALE	1-Rarely or Seldom	2-Once in a While	3-Sometimes	4-Often	5-Very Frequently
-----------------------	--------------------	-------------------	-------------	---------	-------------------



Encourage the Heart Data Summary

- Recognize contributions by showing appreciation for individual excellence
- Celebrate the values and victories by creating a spirit of community

This page shows the responses for each of the six leadership behaviors related to this Practice. The Self column shows the responses you gave yourself for each behavior. The Observers' Average column shows the averages of the Observers' responses. The Individual Observers columns show each Observer's response for each behavioral statement. Responses range from 1-Rarely or Seldom to 5-Very Frequently.

	SELF	OBSERVERS' AVERAGE	INDIVIDUAL OBSERVERS							
			O1	O2	O3	O4	O5	O6	O7	O8
5. Praises people for a job well done	4	4.4	5	5	5	5	5	2	5	3
10. Encourages others as they work on activities and programs in our organization	4	4.5	5	5	5	5	5	3	4	4
15. Gives people in our organization support and expresses appreciation for their contributions	4	4.5	5	5	5	5	5	3	5	3
20. Makes it a point to publicly recognize people who show commitment to our values	4	4.4	5	5	5	5	5	2	4	4
25. Finds ways for us to celebrate accomplishments	4	4.6	5	5	5	5	5	4	4	4
30. Makes sure that people in our organization are creatively recognized for their contributions	4	4.4	5	5	5	5	5	2	4	4

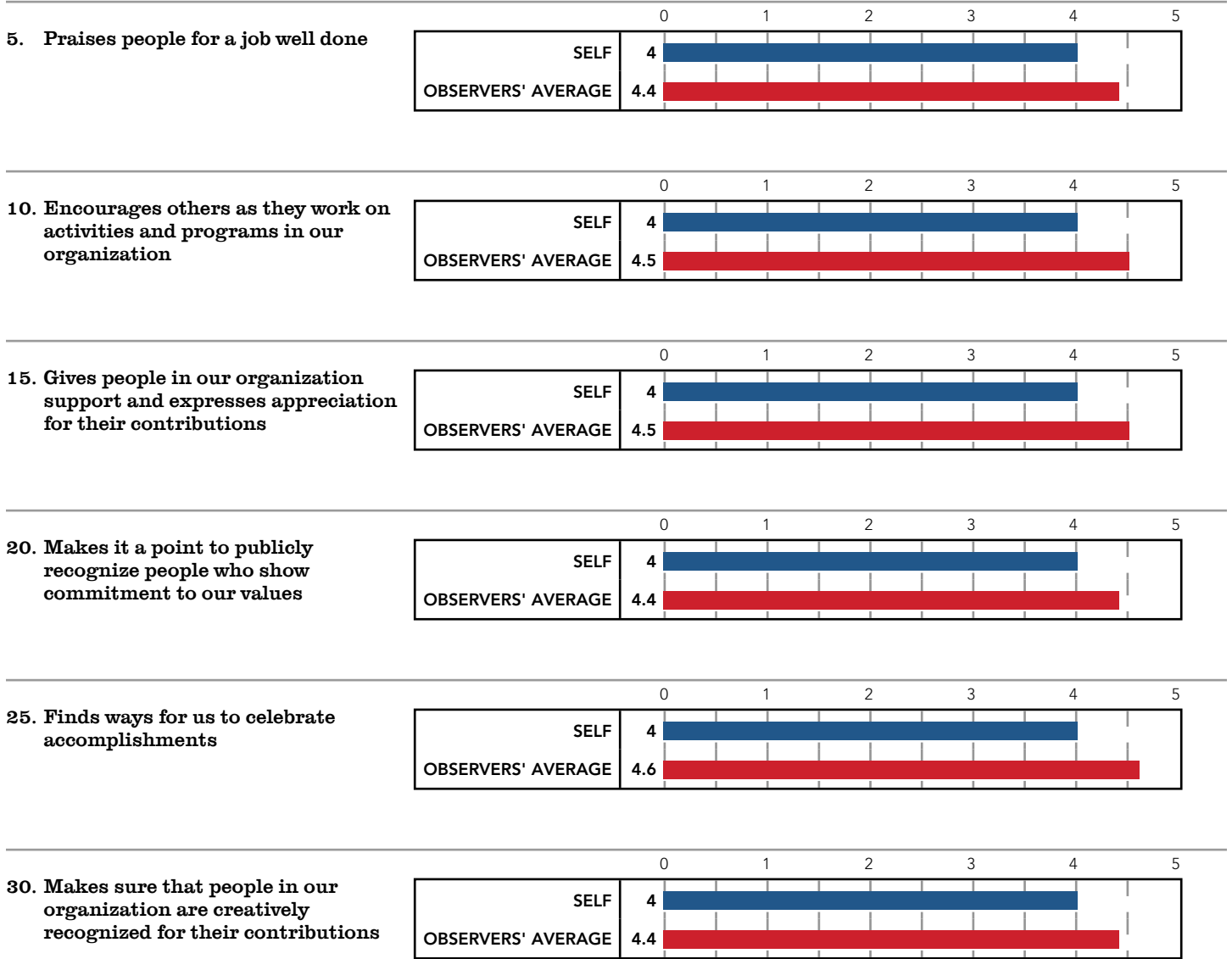
RESPONSE SCALE	1-Rarely or Seldom	2-Once in a While	3-Sometimes	4-Often	5-Very Frequently
-----------------------	--------------------	-------------------	-------------	---------	-------------------



Encourage the Heart Bar Graphs

- Recognize contributions by showing appreciation for individual excellence
- Celebrate the values and victories by creating a spirit of community

The set of bar graphs for each of the six leadership behaviors related to this Practice provides a graphic representation of your and your Observers' average responses for that behavior. Responses range from 1-Rarely or Seldom to 5-Very Frequently.



RESPONSE SCALE	1-Rarely or Seldom	2-Once in a While	3-Sometimes	4-Often	5-Very Frequently
-----------------------	--------------------	-------------------	-------------	---------	-------------------